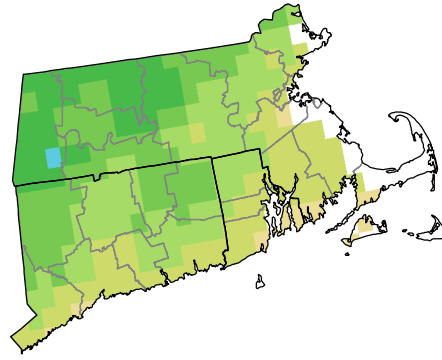
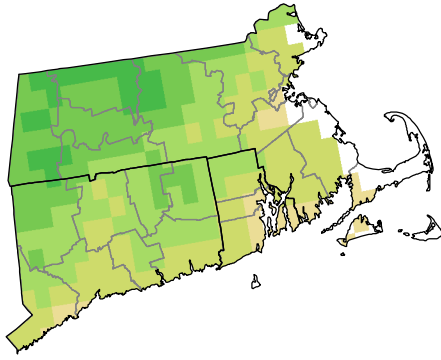


# PCM B1

# GFDL A1FI

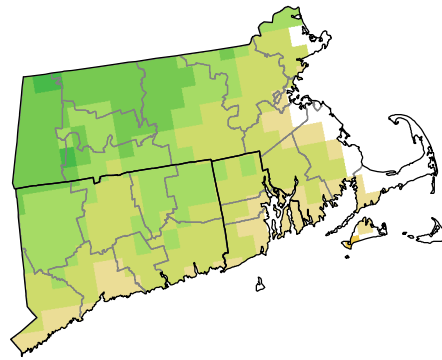
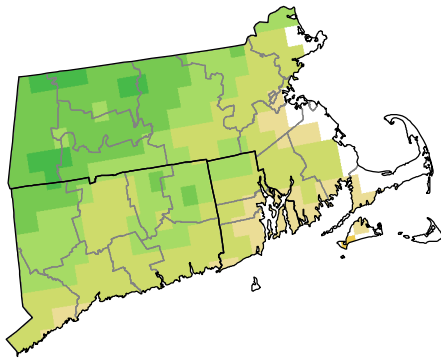
1980 - 2009



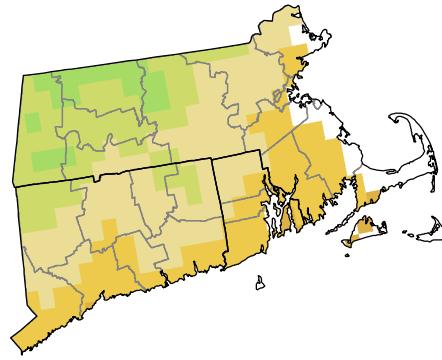
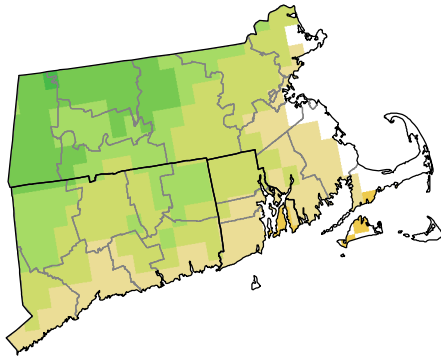
## Hardiness Zone

Temp (°F)	Zone
-40 to -35	3a
-35 to -30	3b
-30 to -25	4a
-25 to -20	4b
-20 to -15	5a
-15 to -10	5b
-10 to -5	6a
-5 to 0	6b
0 to 5	7a
5 to 10	7b
10 to 15	8a
15 to 20	8b
20 to 25	9a
25 to 30	9b
30 to 35	10a
35 to 40	10b
40 to 45	11a
45 to 50	11b
50 to 55	12a
55 to 60	12b

2010 - 2039



2040-2069



2070-2099

